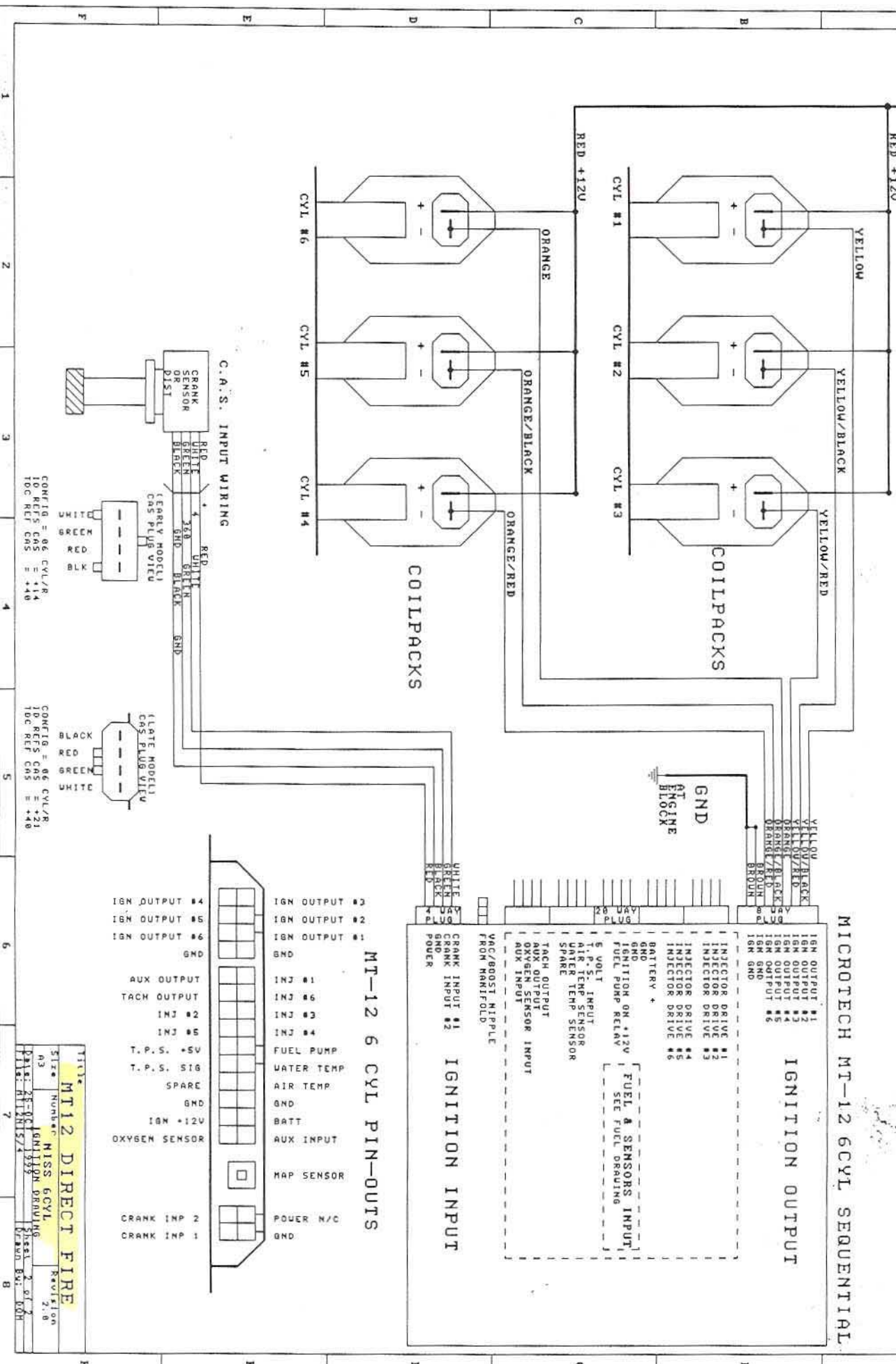


MICROTECH MT-12 6CYL SEQUENTIAL



IGNITION OUTPUT

- IGN OUTPUT #1
- IGN OUTPUT #2
- IGN OUTPUT #3
- IGN OUTPUT #4
- IGN OUTPUT #5
- IGN OUTPUT #6
- IGN GND

- INJECTOR DRIVE #1
- INJECTOR DRIVE #2
- INJECTOR DRIVE #3
- INJECTOR DRIVE #4
- INJECTOR DRIVE #5
- INJECTOR DRIVE #6
- BATTERY +

- IGNITION ON +12V
- FUEL PUMP RELAY
- \$ VOLT INPUT
- 1 P. TEMP. SENSOR
- WATER TEMP. SENSOR
- SPARE

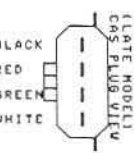
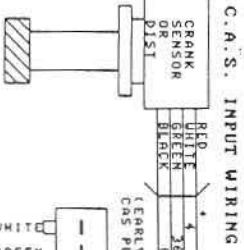
- TACH OUTPUT
- OXYGEN SENSOR INPUT
- AUX INPUT

- CRANK INPUT #1
- CRANK INPUT #2
- POWER

IGNITION INPUT

MT-12 6 CYL PIN-OUTS

IGN OUTPUT #4	IGN OUTPUT #3	IGN OUTPUT #2	IGN OUTPUT #1	INJ #1	FUEL PUMP	WATER TEMP	AIR TEMP	GND	BATT	AUX INPUT	HAP SENSOR	POWER N/C	CRANK INP 2	CRANK INP 1
IGN OUTPUT #5	IGN OUTPUT #6	GND	AUX OUTPUT	TACH OUTPUT	INJ #2	INJ #3	INJ #4	T.P.S. +5V	T.P.S. S16	SPARE	GND	IGN +12V	OXYGEN SENSOR	



CONFIG = 06 CYL/R
 ID REFS CAS = +14
 TDC REF CAS = +10

CONFIG = 06 CYL/R
 ID REFS CAS = +21
 TDC REF CAS = +10

MT12 DIRECT FIRE

Size	Number	Revision
A3	1	2.0
Title: MT12 DIRECT FIRE		
Part: 1121524		
Sheet 2 of 2		
Drawn by: COH		